

ACCT 101, Session 5: Inventory and merchandizing

Dr. Richard M. Crowley

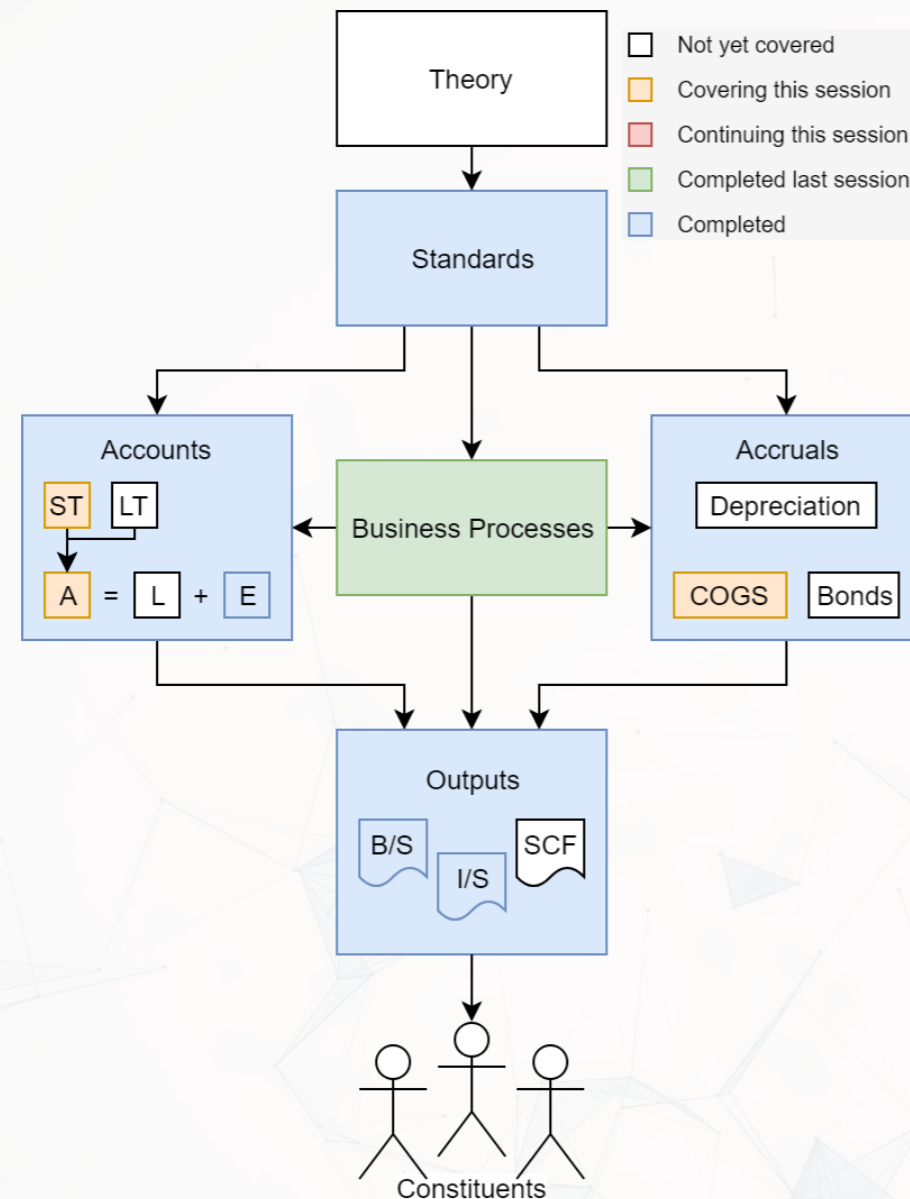
rcrowley@smu.edu.sg

<https://rmc.link/>



Front matter

Learning objectives



Starting part 2 of the course

- Deep dive into transactions

Inventory (Chapter 6)

1. Understand the nature of inventory operations
2. Record inventory transactions
3. Determine inventory and COGS value

Nature of firms

What is inventory?

Definition from FRS2-6

Inventories are assets, held for sale in the ordinary course of business, or in the process of production for such sale, or in the form of materials or supplies to be consumed in the production process or in the rendering of services.

Unsold inventory is an asset

Sold inventory is converted to COGS (expense)

Importance of inventory

- Why hold inventory?
 - Supply can be erratic
 - No inventory could mean missed sales
 - Can buy more in low cost periods
 - Low costs from shipping, production, purchasing, etc.
- Drawbacks of inventory
 - Cost of holding
 - Warehousing, electricity, ...
 - Liquidity – Cash tied up as inventory
 - Inventory obsolescence
 - Adverse price changes
 - Buy low, sell lower

Firm types

- Service firms
 1. Have little to no inventory
- Merchandisers
 1. Get inventory items
 2. Sell them at a higher price
 - Than inventory cost + overhead
- Manufacturers
 1. Get *raw materials*
 2. Transform raw materials into *finished goods*
 3. Sell them at a higher price
 - Than raw materials + transformation + overhead

The KPMG logo features the letters 'KPMG' in a bold, white, sans-serif font with a blue outline. Above the letters are four blue squares of varying heights, creating a stylized bar chart effect.The TANGS logo consists of the word 'TANGS' in a bold, orange, sans-serif font.The CREATIVE logo features the word 'CREATIVE' in a bold, black, sans-serif font. The letter 'A' is stylized with a triangle inside it. A registered trademark symbol (®) is located to the right of the word.

How to account for individual items?

1. Inventories recorded at cost of purchase
 - Will need a price and quantity
2. Add any conversion costs (manufacturing)
3. Add delivery fees to get the item
4. Subtract any discounts received
5. Make sure the above is lower than the intended selling price
 - If it's not, decrease the value to selling price
 - Like with treasury stock and retained earnings, the decrease in value can be reversed later

The above works for individual items, but we'll need a way to track items purchased and used.

Inventory systems

Inventory systems

	Perpetual	Periodic
Inventory cost	Any	Low cost only
How?	Maintain a running total of all goods bought, sold, and available	Primarily through counts
Counting frequency	At least once per year	At least once per year, usually more often
Used by	Large businesses	Small businesses
Best for	Keeping an accurate account of inventory and COGS	Keeping tracking costs low

Perpetual is better, but periodic is easier

Perpetual inventories

- Usually barcode based.
 - Allows efficient tracking



- Record two entries per transaction
 - DR Cash or A/R (↑), CR Revenue (↑)
 - DR COGS (↑), CR Inventory (↓)

Example: Perpetual inventory

Date	Account	DR	CR
20YY.MM.DD	Cash	100	
	Revenue		100
<i>Made a \$100 sale for cash</i>			
20YY.MM.DD	COGS	50	
	Inventory		50
<i>Used \$50 of inventory to make the sale</i>			

Periodic inventory

- Relies on counts for data
- Simpler, but less efficient
- One entry to record revenue
 - DR Cash or A/R (↑), CR Revenue (↑)
- Adjusting entry at end of each period
 - DR COGS (↑), CR Inventory (↓)

Not practical for businesses that need close tracking of inventory

Inventory purchasing

Simple case

- Buying on cash or A/P
- Paying full amount

Example: Buying inventory, simple, cash

Date	Account	DR	CR
20YY.MM.DD	Inventory	100	
	Cash		100
<i>Purchased \$100 of inventory on cash</i>			

Example: Buying inventory, simple, A/P

Date	Account	DR	CR
20YY.MM.D1	Inventory	100	
	A/P		100
<i>Purchased \$100 of inventory on A/P</i>			
20YY.MM.D2	A/P	100	
	Cash		100
<i>Paid A/P for inventory in full</i>			

Shipping

- If there are shipping costs to *receive* the inventory, we add those to the inventory value itself
 - Debit inventory
 - Credit cash

Example: Purchased inventory on account, no transportation costs

Date	Account	DR	CR
20YY.MM.01	Inventory	100	
	A/P		100
<i>Purchased \$100 of inventory on A/P</i>			
20YY.MM.15	A/P	100	
	Cash		100
<i>Paid for inventory</i>			

Example: Inventory on account, \$10 transportation costs in cash

Date	Account	DR	CR
20YY.MM.01	Inventory	110	
	A/P		100
	Cash		10
<i>Purchased \$100 of inventory on A/P; paid \$10 for delivery</i>			
20YY.MM.15	A/P	100	
	Cash		100
<i>Paid for inventory</i>			

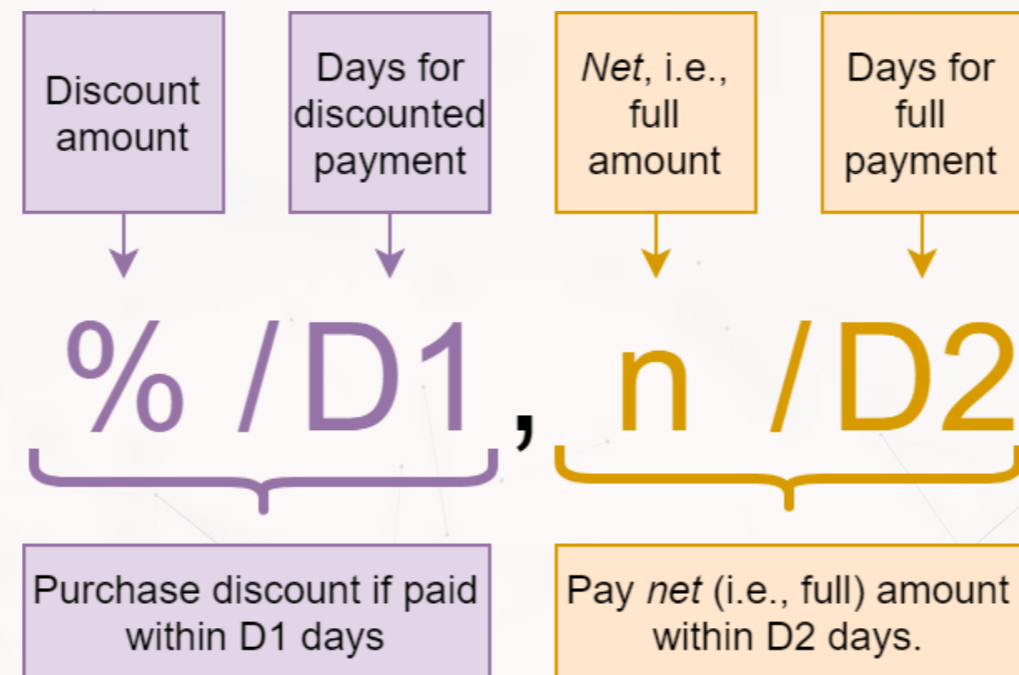
Returns

- Sometimes inventory needs to be returned
 - Wrong or faulty/broken items
- To record:
 - Directly credit the inventory account for the amount returned
 - OR: Credit “Purchase returns,” a contra-asset to inventory
 - Debit...
 - A/P if not yet paid
 - Cash if paid and receiving cash now
 - A/R if paid and receiving credit now or cash later



Payment and discounts

- Sometimes companies offer discounts for paying early
- There is a standard format for B2B discounts:



- Ex.: 2/10, n/30 =
 - Get a 2% discount if paid in 10 days
 - Pay the full amount by 30 days.

Discounts in journal entries

- Record discount as a decrease in inventory
 - Remember: we record assets at cost paid for them
 - Can also record to a “purchase discounts” contra-asset

Situation: Purchase inventory on account for \$100 with 2/10 n/30 terms

Example: Purchase discounts, paying in discount period

Date	Account	DR	CR
20YY.MM.01	Inventory	100	
	A/P		100
<i>Purchased \$100 of inventory on A/P with 2/10, n/30 terms</i>			
20YY.MM.05	A/P	100	
	Cash		98
	Inventory		2
<i>Paid for inventory within 2/10 discount period (got 2% discount)</i>			

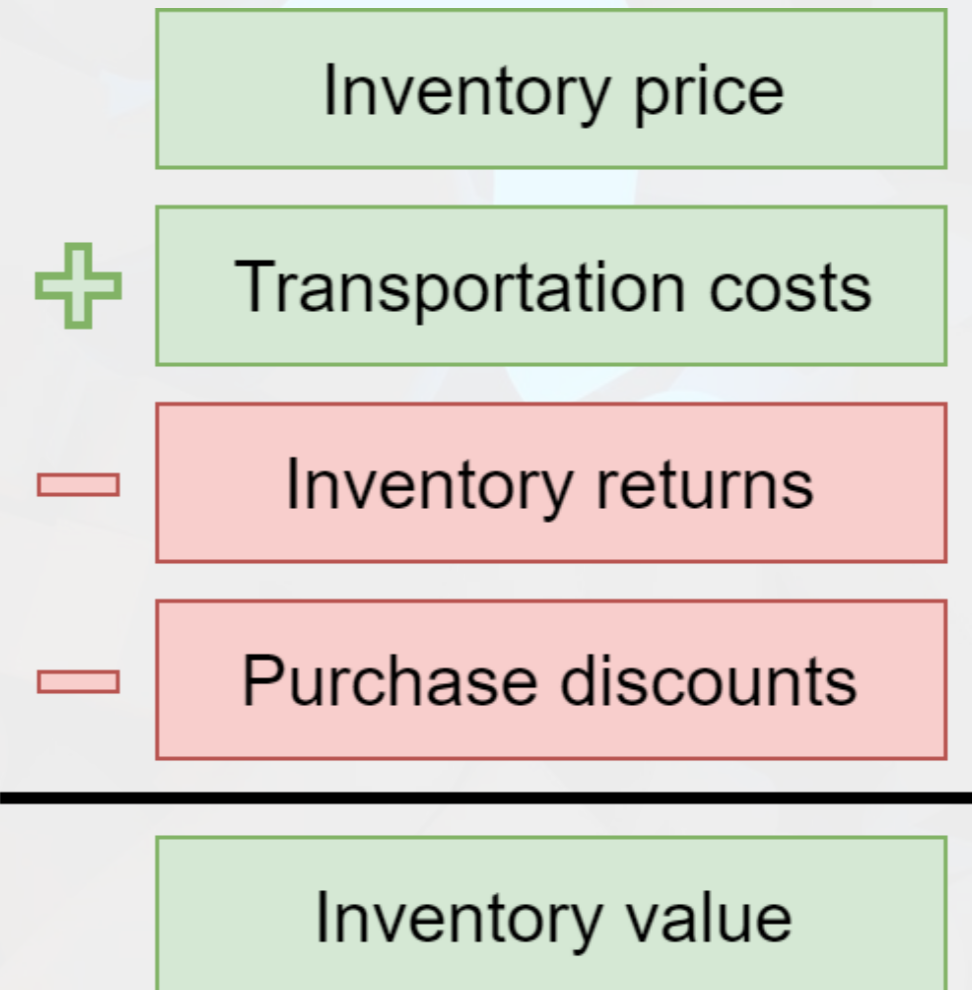
Example: Purchase discounts, paying outside discount period


Date	Account	DR	CR
20YY.MM.01	Inventory	100	
	A/P		100
<i>Purchased \$100 of inventory on A/P with 2/10, n/30 terms</i>			
20YY.MM.15	A/P	100	
	Cash		100
<i>Paid for inventory within n/30 discount period (paid full amount)</i>			

Bringing it all together

Practice question (3 entries):

1. Purchased \$200 of inventory on account with 10/5, n/45 terms
 - Also paid \$20 in shipping to DHL on delivery
2. \$50 of inventory was damaged, which we returned
3. Paid payable 3 days after receiving inventory





Inventory sales

General case

- Selling for cash or A/R
- Receiving full amount

Example: Selling inventory, simple, A/R

Date	Account	DR	CR
20YY.MM.D1	A/R	100	
	Revenue		100
<i>Made \$100 sale using \$50 of inventory</i>			
20YY.MM.D1	COGS	50	
	Inventory		50
<i>Recorded usage of \$50 of inventory</i>			
20YY.MM.D2	Cash	100	
	A/R		100
<i>Received A/R payment in full</i>			

Revenue for goods

- Recognize revenue when earned
 - Recall from lesson 2: Revenue recognition principle
- FOB shipping point: record when given to shipping company
- FOB destination: Record when customer receives goods
 - Since we will need to pay shipping, we will have a *Delivery expense* account, an operating expense

Example: Selling inventory, simple, A/R

Date	Account	DR	CR
20YY.MM.D1	A/R	100	
	Revenue		100
<i>Made \$100 sale using \$50 of inventory</i>			
20YY.MM.D1	COGS	50	
	Inventory		50
<i>Recorded usage of \$50 of inventory</i>			
20YY.MM.D1	Delivery expense	10	
	Cash		10
<i>Paid for shipping for sale</i>			

Returns, revisited

- Sometimes our sales are returned: Wrong or faulty/broken items
- To record, debit...
 - If faulty: *sales returns and allowances*
 - Contra-equity to revenue
- And credit...
 - A/R if not yet paid
 - Cash if paid and returning cash now
 - A/P if paid and giving credit now or returning cash later
- If reusable: also DR inventory and CR COGS

Example: Returned sales

Date	Account	DR	CR
20YY.MM.D1	A/R	100	
	Revenue		100
20YY.MM.D1	COGS	50	
	Inventory		50
<i>Made a \$100 sale, recorded \$50 inventory usage</i>			
20YY.MM.D2	Sales returns and allowances	40	
	A/R		40
<i>Customer returned 40% of sale due to faulty items before paying</i>			

Note: we only reverse the COGS part of the first entry if the goods are still usable.

Faulty = not usable
Wrong item = usable

Discounts, revisited

- We use the same discount terminology here
- Record any discount as a debit to *Sales discount*
 - Another contra-equity to revenue

Situation: Sold inventory of \$50 for \$100 on account with 2/10 n/30 terms

Example: Discounts on sales

Date	Account	DR	CR
20YY.MM.01	A/R	100	
	Revenue		100
20YY.MM.01	COGS	50	
	Inventory		50
<i>Made a \$100 sale, recorded \$50 inventory usage, terms are 2/10, n/30</i>			
20YY.MM.05	Cash	98	
	Sales discount	2	
	A/R		100
<i>Customer paid within discount period</i>			

Example: No discount on sales

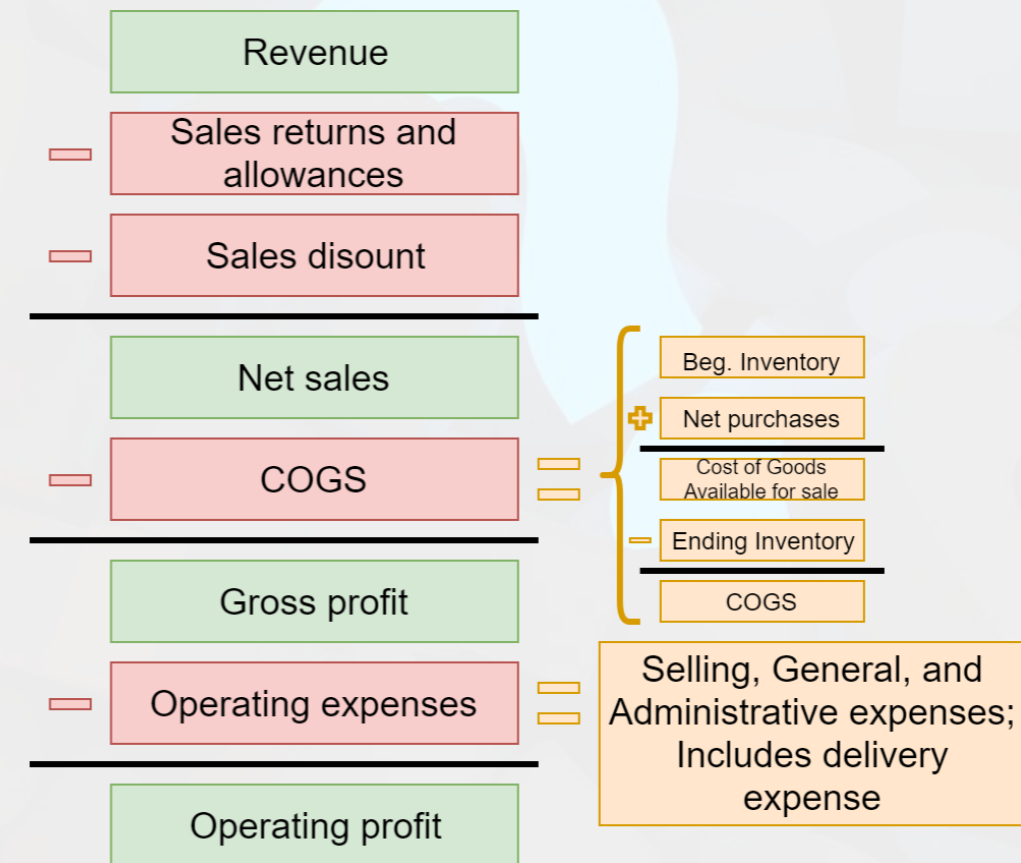
Date	Account	DR	CR
20YY.MM.01	A/R	100	
	Revenue		100
20YY.MM.01	COGS	50	
	Inventory		50
<i>Made a \$100 sale, recorded \$50 inventory usage, terms are 2/10, n/30</i>			
20YY.MM.05	Cash	100	
	A/R		100
<i>Customer paid after discount period ended</i>			


Bringing it all together

Practice question:

Determine the journal entries, and then calculate Net sales, Gross profit, and operating profit

1. Sold \$155 of inventory for \$300 on account with 10/5, n/45 terms
 - Also paid \$20 in shipping to DHL for delivery
2. \$50 of goods were damaged, which were returned to us
3. Customer Paid receivable 3 days after receiving goods





Inventory valuation

Net realizable value

- At the end of the day, we need inventory to be priced below *what we can earn from it*
 - We call this “what we can make from it” *net realizable value* (NRV)

NRV is the estimated selling price in the ordinary course of business, less the estimated cost of completion and the estimated costs necessary to make the sale. [IAS 2.6]

- If Inventory < NRV
 - Do nothing, unless we previously wrote it down
- If Inventory > NRV
 - Need to *write down* to NRV

Buy low, selling lower...

- Need to write down your inventory value
 - If book value of inventory > *lower of cost or NRV*

Situation: Inventory is valued at \$1,500, but NRV is \$1,000

Example: Inventory write-down

Date	Account	DR	CR
20YY.MM.DD	Inventory write-down	500	
	Inventory		500
<i>Wrote down inventory to NRV</i>			

- Can be reversed if the value goes back up
 - Only up to the amount originally written down
 - Credit *gain* when reversing

Note on conventions

- Using *Inventory writedown* is **always** correct
- Using *COGS* for inventory writedowns is fine for small adjustments
 - Usually when writing down by ~~of 5%~~ $\leq 5\%$ of inventory
 - Can use COGS for small theft
 - Do not use COGS for major price drops

Wrong in some parts of the book. Use the slides here!

When in doubt, use *Inventory writedown*. This is always a correct answer.

Inventory errors

Problem, Year 1	Effect, Year 1	Effect, Year 2	Effect, Year 3
Overstated inventory (understated COGS)	I/S: Gross profit and net income overstated. B/S: Assets and equity overstated.	I/S: Gross profit and net income understated. B/S: Assets and equity back to normal.	I/S: Back to normal. B/S: No change.
Understated inventory (overstated COGS)	I/S: Gross profit and net income understated. B/S: Assets and equity understated.	I/S: Gross profit and net income overstated. B/S: Assets and equity back to normal.	I/S: Back to normal. B/S: No change.

An error in 1 year leads to an error in the following year in the opposite direction

Gross profit method

- When you have a fixed margin, you can use this to determine COGS
 - Fixed margin means that COGS = constant % of sales
- Allows you to avoid counting inventory
- Example:
 - Coffee corp always sells bags of beans at a 25% markup. Revenue from selling bags of beans for the year was \$10,000. What was the COGS for selling bags of beans?
 - $Gross\ Margin = 1 - \frac{1}{1+Markup\ \%} = 1 - \frac{1}{1+25\%} = 20\%$
 - $COGS = Sales \times (1 - Gross\ Margin) = \$10,000 \times (1 - 20\%) = \$8,000$

Practice: Gross profit method

Situation: Coffee Corp sells all of their products using fixed margins.
Determine the COGS for each product below, using the given revenues.

1. \$50,000 worth of lattes were sold with a fixed gross margin of 70%
2. \$9,000 worth of travel mugs were sold at a 50% mark-up
3. \$1,000 worth of espresso cups were sold, comprising 50 cups each sold with \$8 profit (all cups cost the same)



Inventory costing

Inventory tracking methods

1. FIFO

- **F**irst **I**n, **F**irst **O**ut

2. LIFO

- **L**ast **I**n, **F**irst **O**ut

3. Average cost

- Value / number of items

4. Specific identification

- One-to-one tracking

LIFO *is not allowed under IFRS* – but you need to know it

First three only require minimal tracking, and are used when you have multiple orders of the same thing at different prices

Specific identification

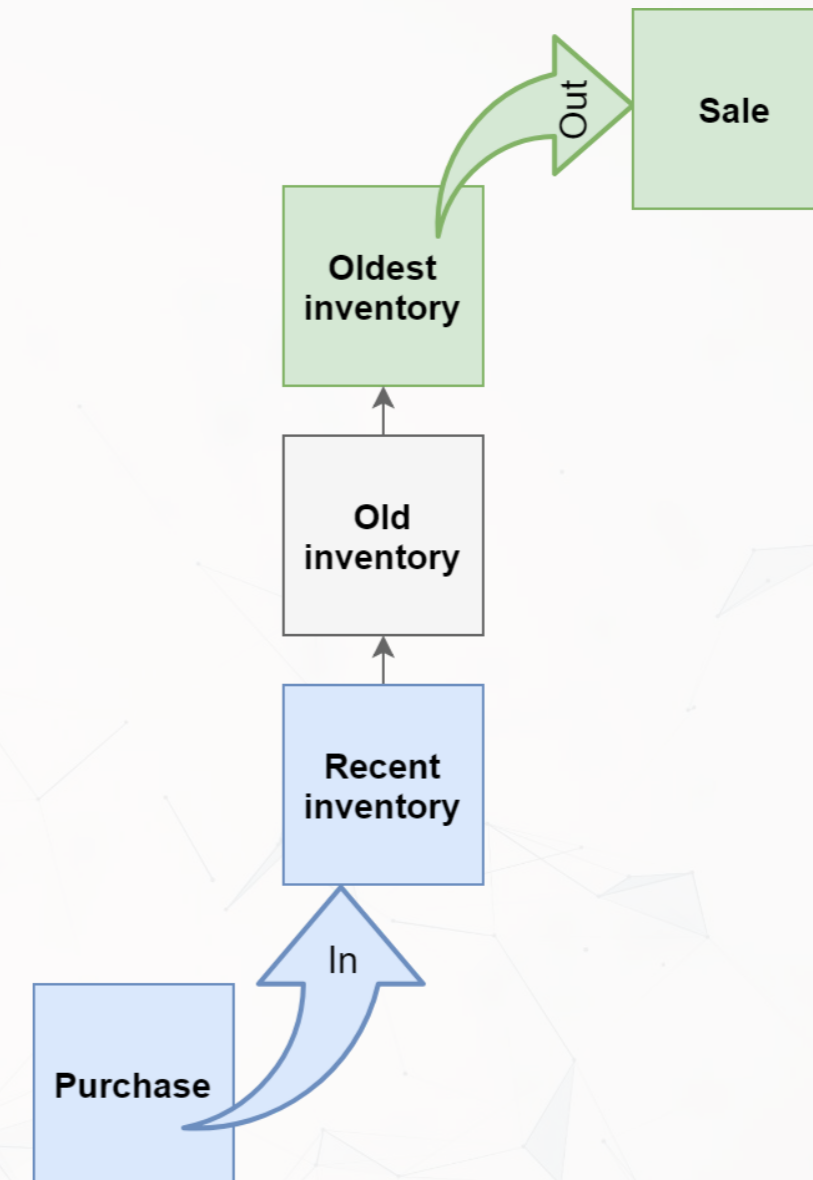
- Only used with expensive items
 - Too costly to track individual items otherwise
- Examples
 - Cars
 - Luxury goods
 - Real estate



Record COGS with revenue

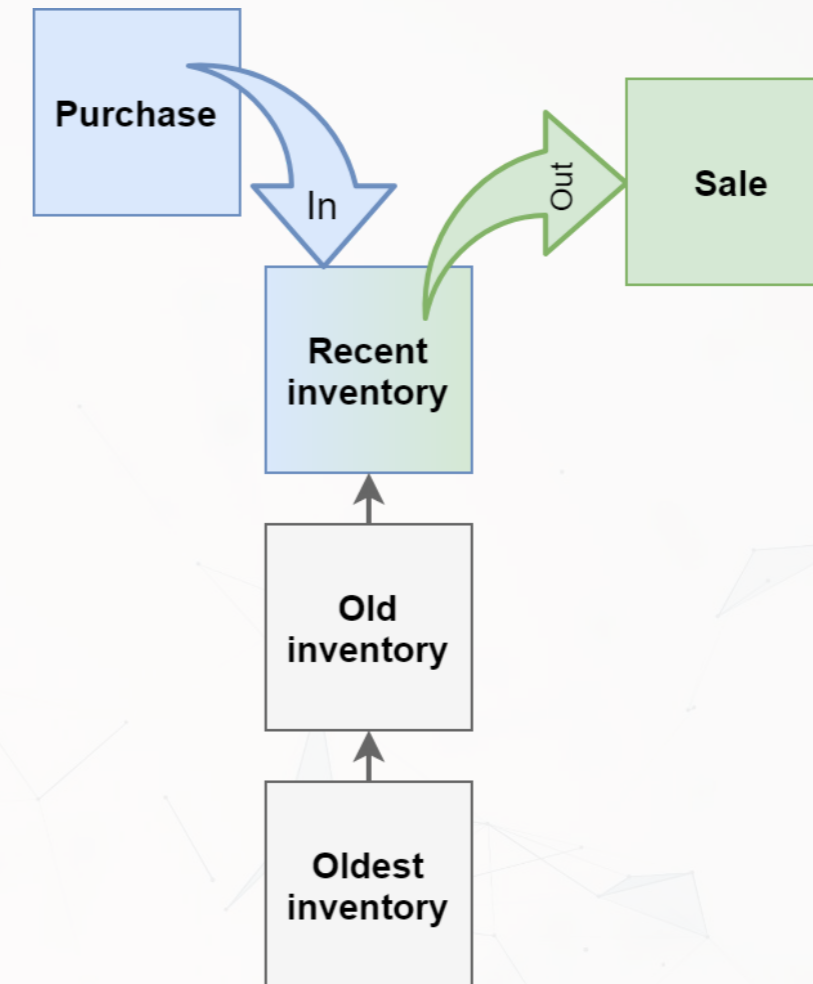
FIFO

- **F**irst **I**n, **F**irst **O**ut
- Assumes you sell items in the order you received them
- Ex.: You buy 5 bags of coffee beans for \$10 each, and then another 5 at \$12 each. You sell 3 bags and then 4 bags.
 - The first 3:
 - $3 \times 10 = \$30$
 - The next 4:
 - $2 \times 10 + 2 \times 12 = \44
 - COGS: \$74 for 7 bags



LIFO

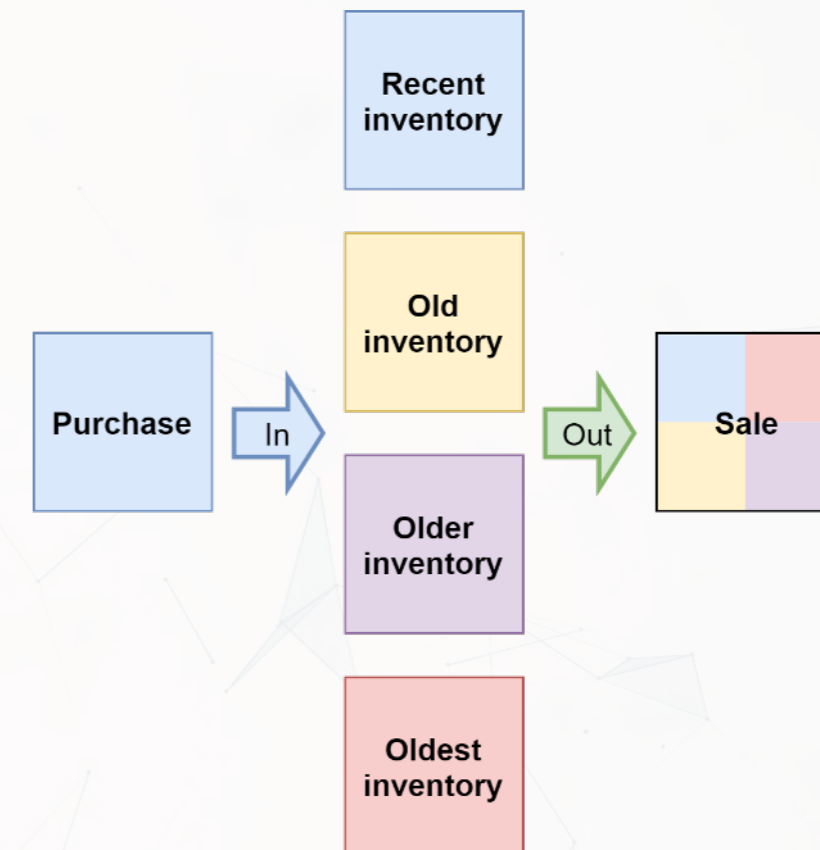
- **L**ast **I**n, **F**irst **O**ut
- Assumes you sell the most recent items first
- Ex.: You buy 5 bags of coffee beans for \$10 each, and then another 5 at \$12 each. You sell 3 bags and then 4 bags.
 - The first 3:
 - $3 \times 12 = \$36$
 - The next 4:
 - $2 \times 12 + 2 \times 10 = \44
 - COGS: \$80 for 7 bags



Average cost

$$Price = \frac{P_1 \times N_1 + P_2 \times N_2 + \dots}{N_1 + N_2 + \dots}$$

- Assumes you sell a mix
 - Weighted average
- P_i Price per item for order i
- N_i Number of items in order i
- Ex.: You buy 5 bags of coffee beans for \$10 each, and then another 5 at \$12 each. You sell 3 bags and then 4 bags.
 - Avg cost: $\frac{5 \times 10 + 5 \times 12}{5 + 5} = \11
 - COGS: $7 \times \$11 = \77



Mixing in perpetual/periodic

Perpetual

1. Calculate COGS for sales up to first purchase
2. Add in first purchase
3. Calculate COGS for sales up to next purchase
4. Add in next purchase
5. Repeat 3 and 4 until done

Periodic

1. Write out all your inventory for the period
2. Determine what was sold

Equivalent to assuming we bought all inventory before making any sales.

Note: Perpetual and Periodic give the same answer under FIFO!

Comparison

- Profit depends on method choice!
 - FIFO typically leads to higher net income
 - Real effect: taxes depend on net income!
 - Use LIFO to minimize taxes?
- Choice can affect important ratios used in debt contracting
- Changing methods is allowed, but you need to report using **both** then
 - From our enhancing characteristic of *comparability*
- Reliability
 - FIFO leaves the most recent purchases in inventory, so the balance sheet numbers are more reliable
 - LIFO puts the most recent purchases in COGS, so the income statement numbers are more reliable
 - Average cost is between the two

Example: FIFO, perpetual

Started with 10 bags of coffee beans at \$10 each. Then: 1) purchased 5 bags at \$12 each; 2) Sold 7 bags; 3) Bought 10 bags at \$8 each; 4) Sold 4 bags; 5) Sold 4 bags. Determine COGS.

Start 10 @ \$10 each	1) Purchased 5 @ \$12 each	2) Sold 7 bags	3) Purchased 10 @ \$8 each	4) Sold 4 bags	5) Sold 4 bags
10 @ \$10	10 @ \$10 5 @ \$12	3 @ \$10 5 @ \$12	3 @ \$10 5 @ \$12 10 @ \$8	4 @ \$12 10 @ \$8	10 @ \$8
Inv: \$100	Inv: \$160 Bought: \$60	Inv: \$90	Inv: \$170 Bought: \$80	Inv: \$128	Inv: \$80
		COGS: \$70		COGS: \$42	COGS: \$48
COGS = Starting Inv + Purchased - Ending Inv			COGS = Sum of COGS per sale		
COGS = \$100 + \$60 + \$80 - \$80 = \$160			COGS = \$70 + \$42 + \$48 = \$160		

Example: LIFO, perpetual

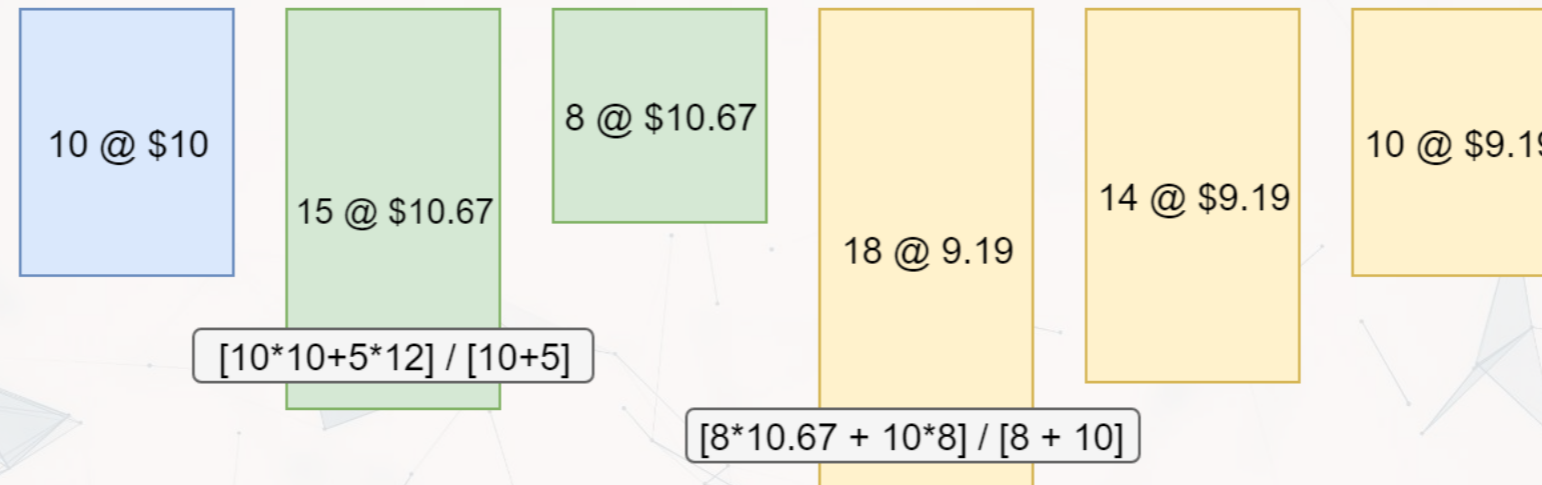
Started with 10 bags of coffee beans at \$10 each. Then: 1) purchased 5 bags at \$12 each; 2) Sold 7 bags; 3) Bought 10 bags at \$8 each; 4) Sold 4 bags; 5) Sold 4 bags. Determine COGS.

Start 10 @ \$10 each	1) Purchased 5 @ \$12 each	2) Sold 7 bags	3) Purchased 10 @ \$8 each	4) Sold 4 bags	5) Sold 4 bags
10 @ \$10	5 @ \$12 10 @ \$10	8 @ \$10	10 @ \$8 8 @ \$10	6 @ \$8 8 @ \$10	2 @ \$8 8 @ \$10
Inv: \$100	Inv: \$160 Bought: \$60	Inv: \$80	Inv: \$160 Bought: \$80	Inv: \$128	Inv: \$96
		COGS: \$80		COGS: \$32	COGS: \$32
COGS = Starting Inv + Purchased - Ending Inv			COGS = Sum of COGS per sale		
COGS = \$100 + \$60 + \$80 - \$96 = \$144			COGS = \$80 + \$32 + \$32 = \$144		

Example: Average cost, perpetual

Started with 10 bags of coffee beans at \$10 each. Then: 1) purchased 5 bags at \$12 each; 2) Sold 7 bags; 3) Bought 10 bags at \$8 each; 4) Sold 4 bags; 5) Sold 4 bags. Determine COGS.

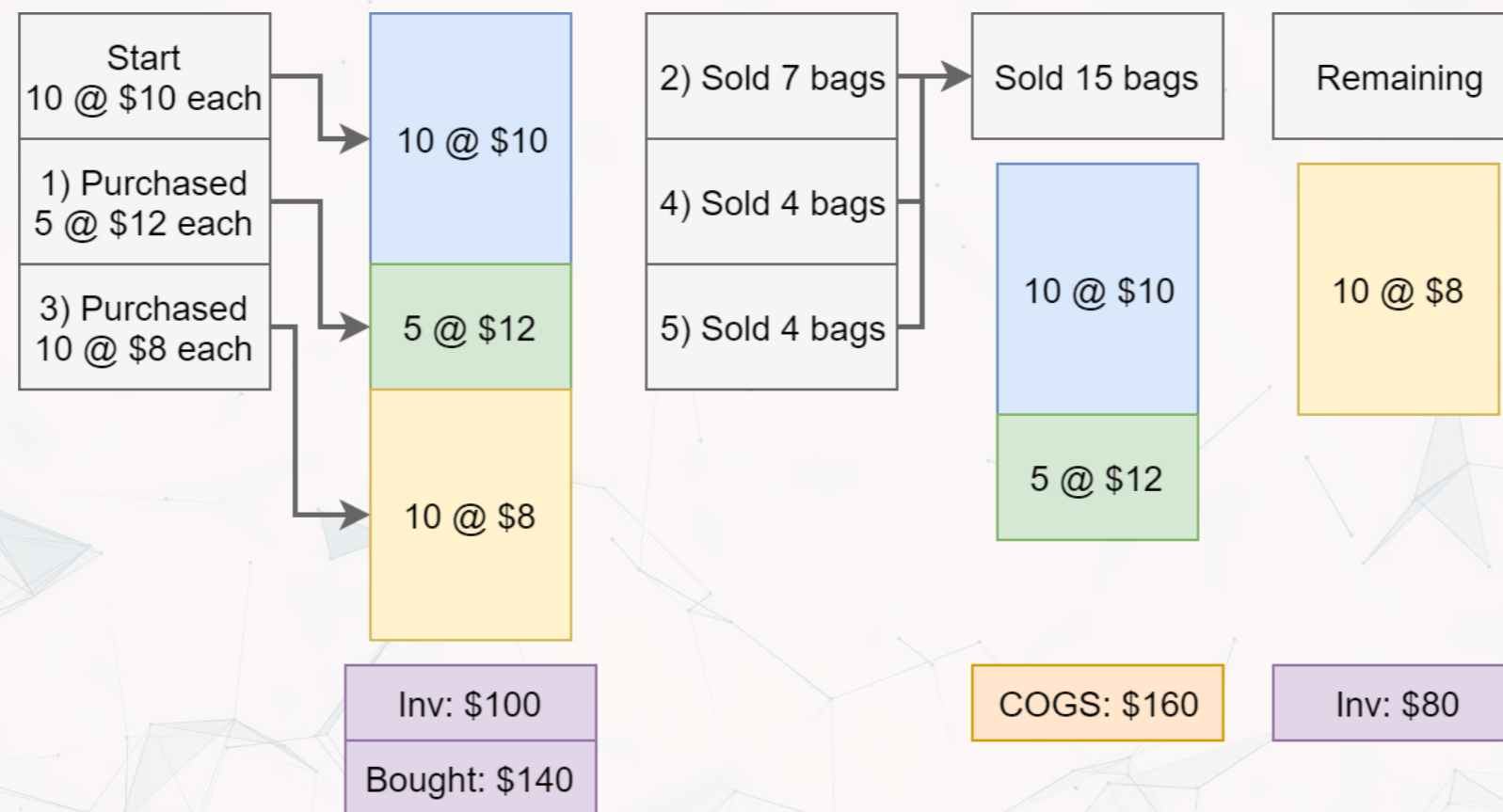
Start 10 @ \$10 each	1) Purchased 5 @ \$12 each	2) Sold 7 bags	3) Purchased 10 @ \$8 each	4) Sold 4 bags	5) Sold 4 bags
-------------------------	-------------------------------	----------------	-------------------------------	----------------	----------------



Inv: \$100	Inv: \$160	Inv: \$85.33	Inv: \$165.33	Inv: \$128.59	Inv: \$91.85
	Bought: \$60		Bought: \$80		
		COGS: \$74.67		COGS: \$36.74	COGS: \$36.74
COGS = Starting Inv + Purchased - Ending Inv			COGS = Sum of COGS per sale		
COGS = \$100 + \$60 + \$80 - \$91.85 = \$148.15			COGS = \$74.67 + \$36.74 + \$36.74 = \$148.15		

Example: FIFO, periodic

Started with 10 bags of coffee beans at \$10 each. Then: 1) purchased 5 bags at \$12 each; 2) Sold 7 bags; 3) Bought 10 bags at \$8 each; 4) Sold 4 bags; 5) Sold 4 bags. Determine COGS.



COGS = Starting Inv + Purchased - Ending Inv
COGS = \$100 + \$140 - \$80 = \$160

COGS = Sum of COGS per sale
COGS = \$160

Example: LIFO, periodic

Started with 10 bags of coffee beans at \$10 each. Then: 1) purchased 5 bags at \$12 each; 2) Sold 7 bags; 3) Bought 10 bags at \$8 each; 4) Sold 4 bags; 5) Sold 4 bags. Determine COGS.



COGS = Starting Inv + Purchased - Ending Inv

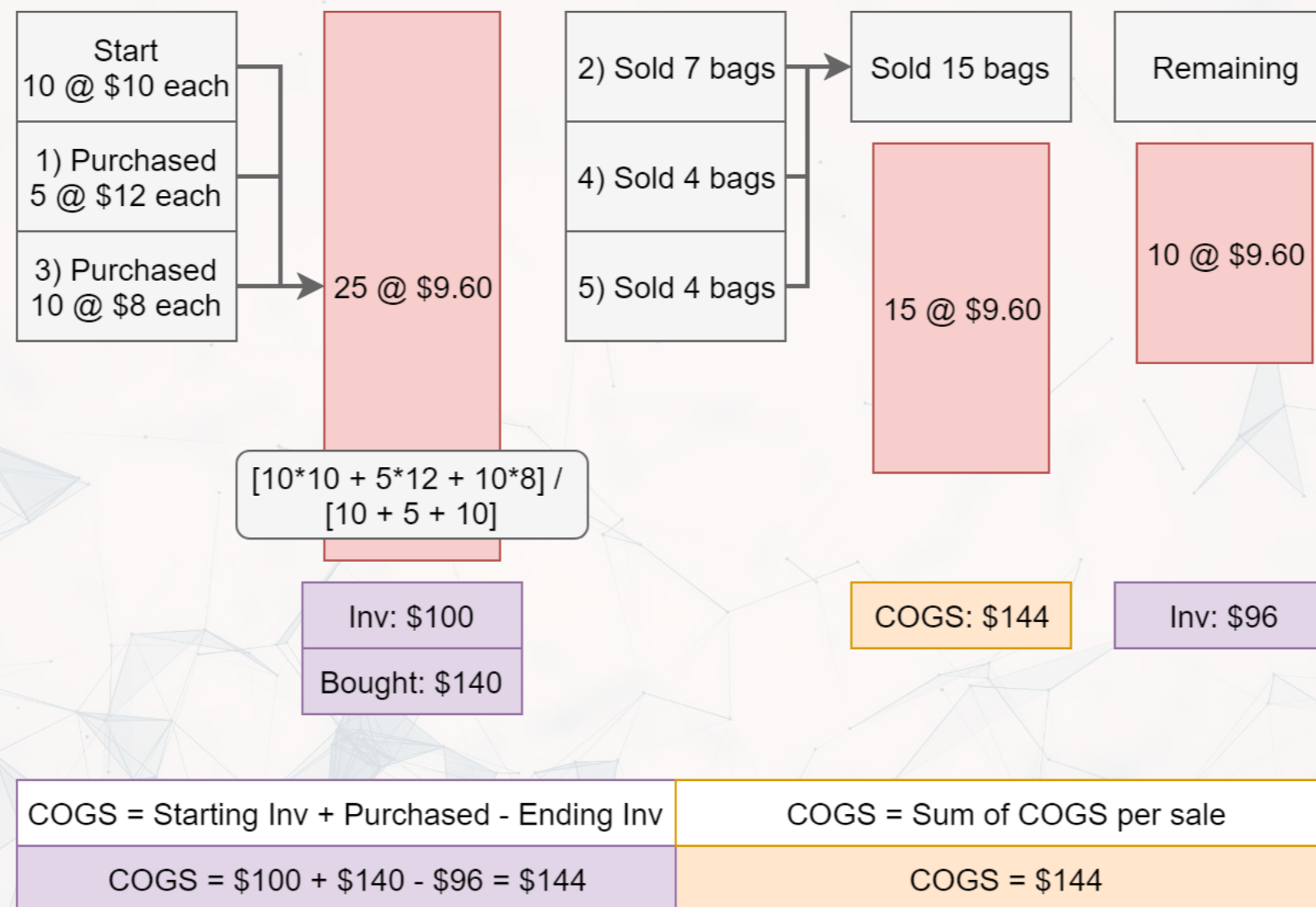
$$\text{COGS} = \$100 + \$140 - \$100 = \$140$$

COGS = Sum of COGS per sale

$$\text{COGS} = \$140$$

Example: Average cost, periodic

Started with 10 bags of coffee beans at \$10 each. Then: 1) purchased 5 bags at \$12 each; 2) Sold 7 bags; 3) Bought 10 bags at \$8 each; 4) Sold 4 bags; 5) Sold 4 bags. Determine COGS.



Inventory: Effects on Financial statements

- Inventory goes to the balance sheet
 - Almost always a current asset
 - Slow moving inventories can be non-current assets
- Purchase discounts decrease inventory
- COGS is an expense → goes to income statement
- Sales returns and allowance, sales discount affect income statement
 - Decrease net revenue
- Inventory write-downs decrease net income
 - Reversals are gains → increase OCI

Practice

Situation: Coffee Corp started the year with 100 coffee cups for sale, each originally purchased at \$8. Determine the cost of goods sold under each inventory system given the transactions on the right.

- FIFO, Perpetual
- LIFO, Perpetual
- Average cost, Perpetual
- FIFO, Periodic
- LIFO, Periodic
- Average cost, Periodic

1. Sold 40 cups
2. Purchased 60 cups, \$10 each
3. Sold 90 cups
4. Purchased 90 cups, \$12 each
5. Sold 80 cups

An Excel template for this is on eLearn

End matter

Wrap up

- For next week
 1. Recap the reading for this week
 2. Read the pages for next week
 - PP&E, Intangibles (Chapter 7)
 3. No homework
 4. Practice on eLearn
 - Practice on Inventory
 - Automatic feedback provided
- Survey on the class session at rmc.link/101survey5



Packages used for these slides

- kableExtra

- knitr

- revealjs

