

ACCT 420: Machine Learning and AI

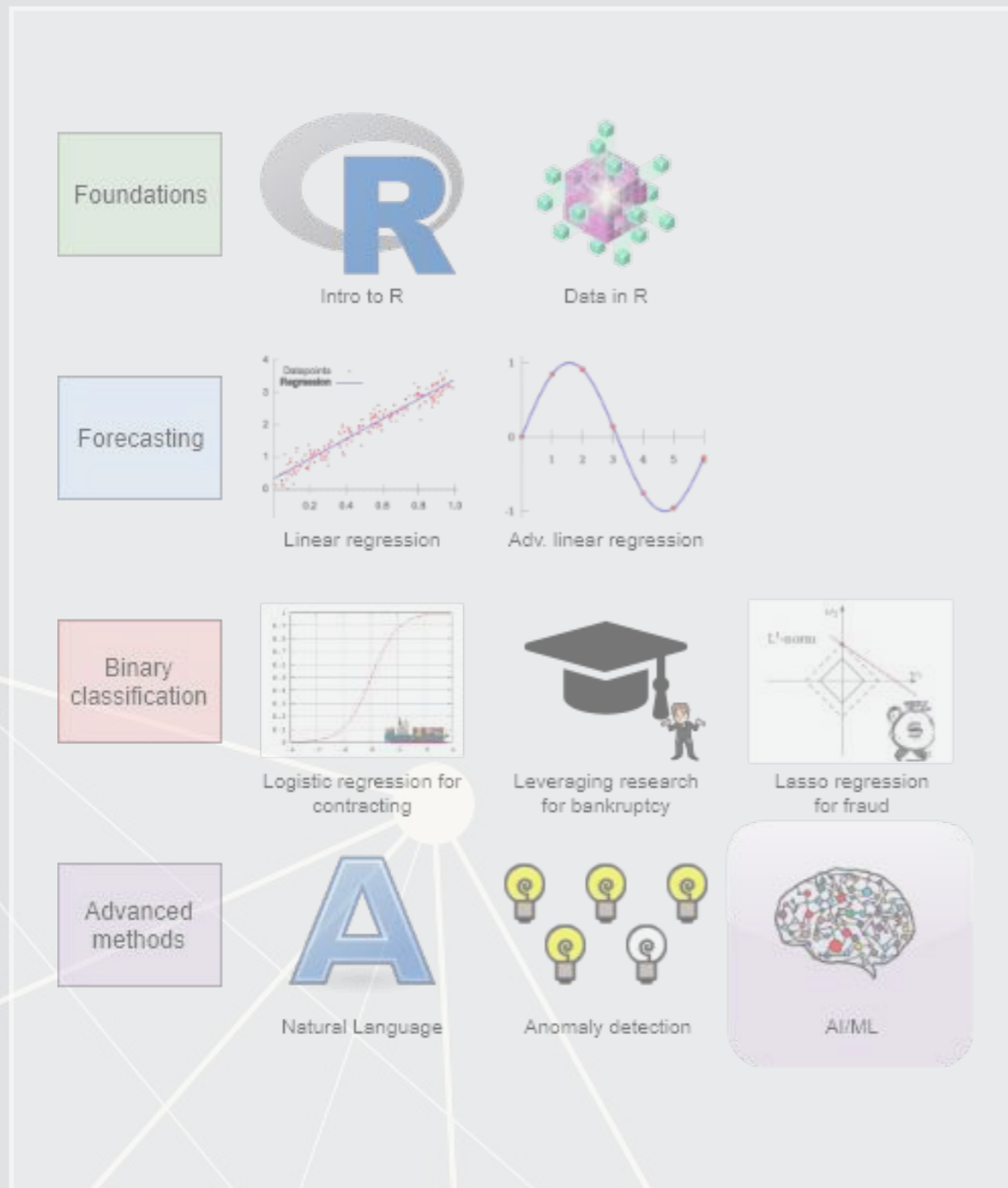
Session 10

Dr. Richard M. Crowley

Front matter

Learning objectives

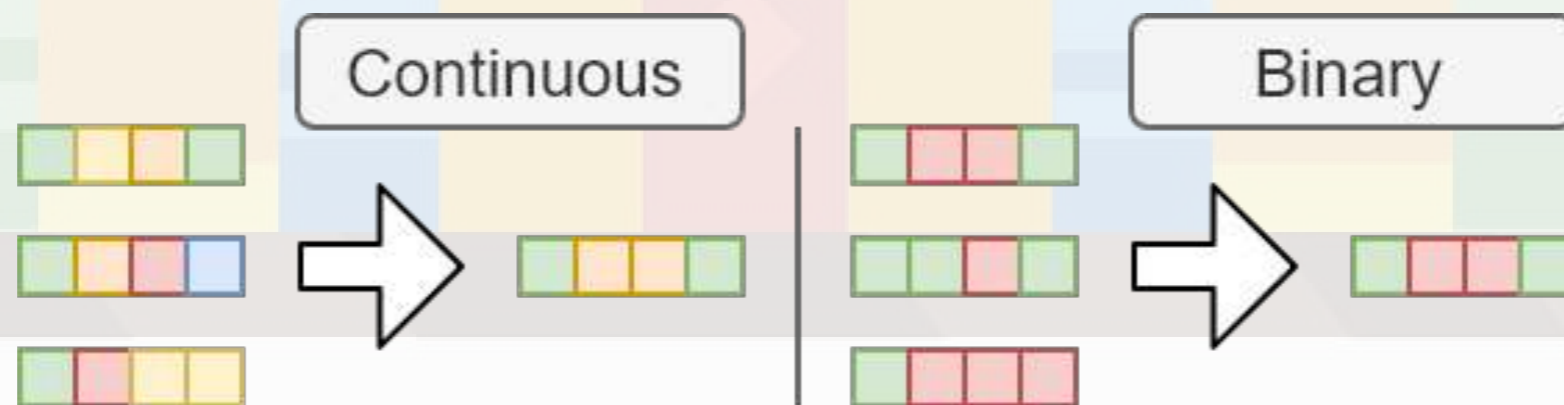
- Theory:
 - Ensembling
 - Ethics
- Application:
 - Varied
- Methodology:
 - Any



Ensembles

What are ensembles?


- Ensembles are models made out of models -Ex.: You train 3 models using different techniques, and each seems to work well in certain cases and poorly in others
 - If you use the models in isolation, then any of them would do an OK (but not great) job
 - If you make a model using all three, you can get better performance if their strengths all shine through
- Ensembles range from simple to complex
 - Simple: a (weighted) average of a few model's predictions



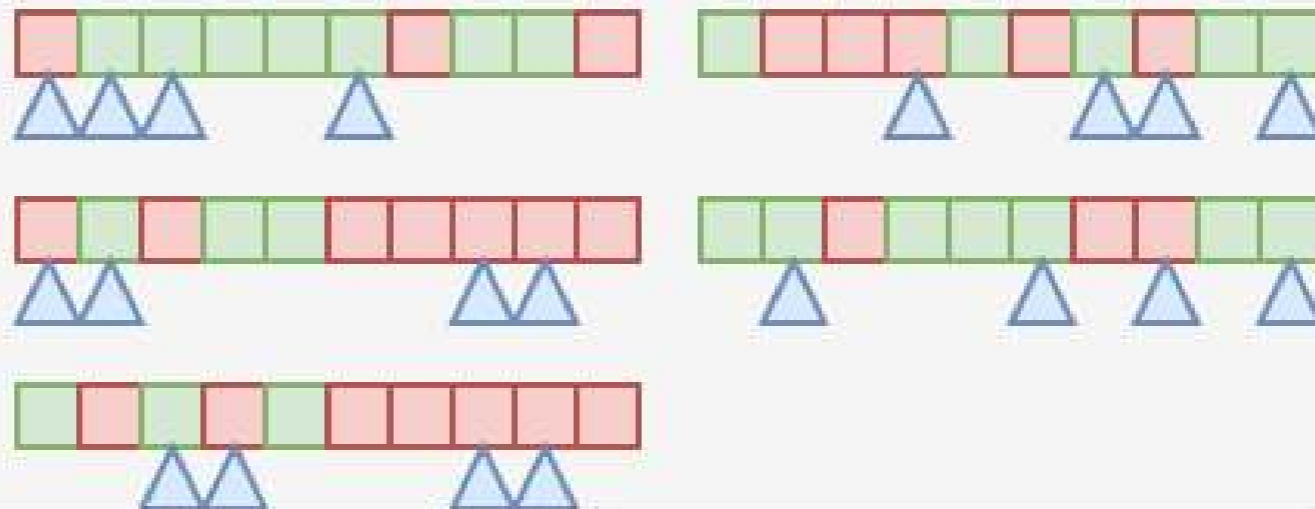
When are ensembles useful?

1. You have multiple models that are all decent, but none are great
 - And, ideally, the models' predictions are not highly correlated

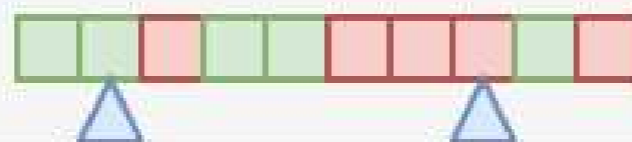
Suppose this is the vector to be predicted



Each of these is 60% accurate, and the average correlation is 16.8% (Errors are marked by blue triangles)




The most voted has 80% accuracy



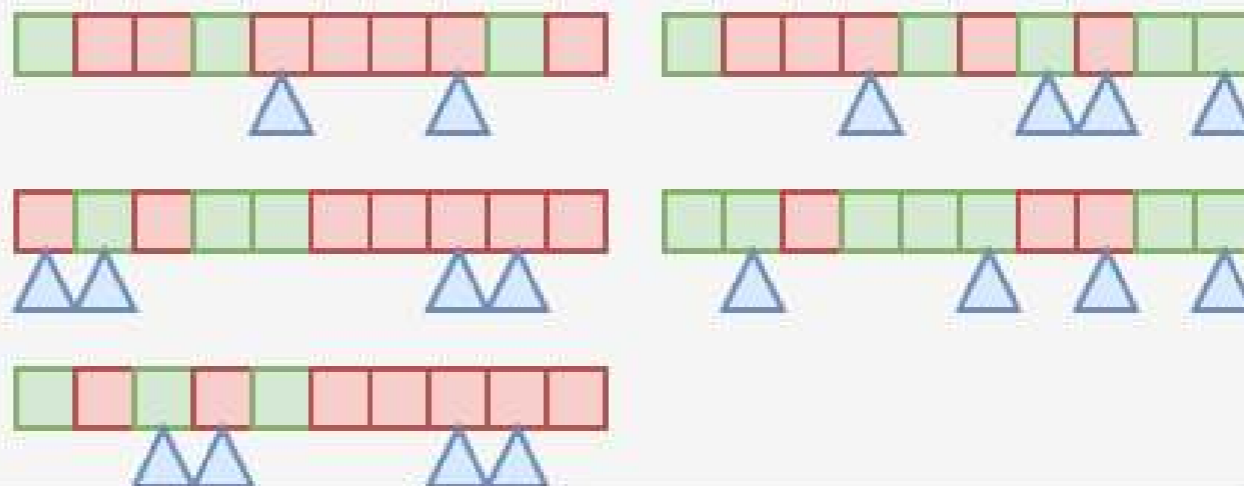
When are ensembles useful?

2. You have a really good model and a bunch of mediocre models
 - And, ideally the mediocre models are not highly correlated

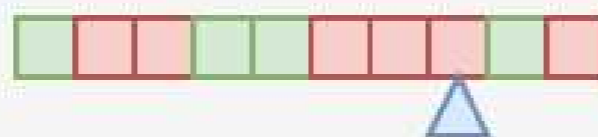
Suppose this is the vector to be predicted



The first model is 80% accurate, the others are 60% accurate and 32% correlated (Errors are marked by blue triangles)



Requiring unanimity to overpower the great model: 90%

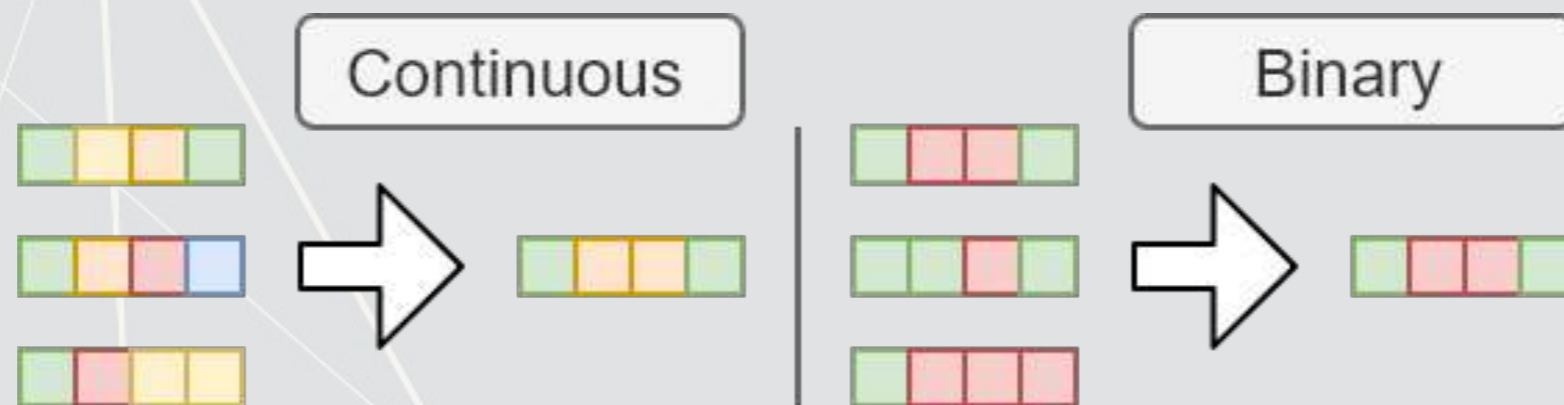


When are ensembles useful?

3. You really need to get just a bit more accuracy/less error out of the model, and you have some other models lying around
4. We want a more stable model
 - It helps to stabilize predictions by limiting the effect that errors or outliers produced by any 1 model can have on our prediction
 - Think: Diversification (like in finance)

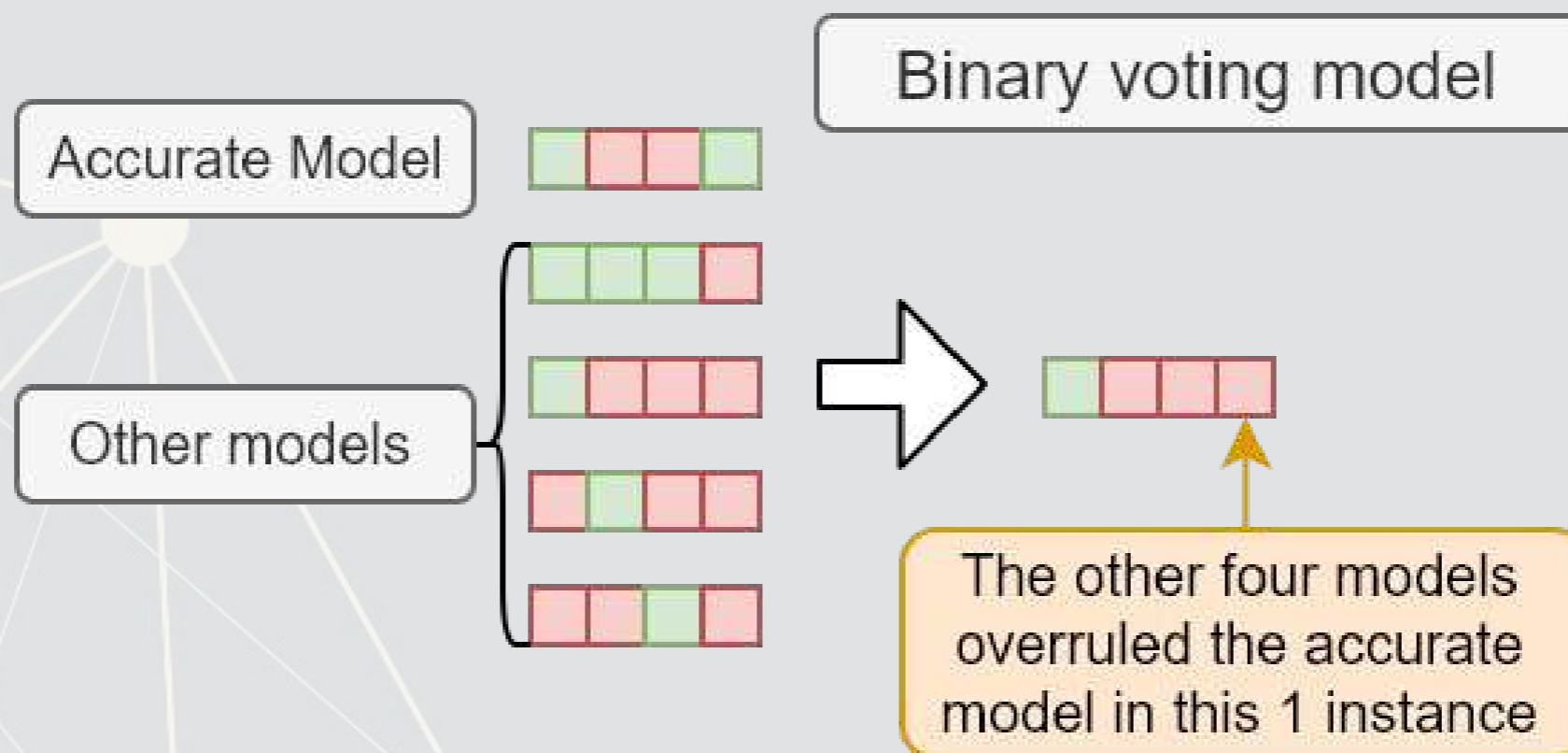
A simple ensemble (averaging)

- For continuous predictions, simple averaging is viable
 - Often you may want to weight the best model a bit higher
- For binary or categorical predictions, consider averaging *ranks*
 - i.e., instead of using a probability from a logit, use ranks 1, 2, 3, etc.
 - Ranks average a bit better, as scores on binary models (particularly when evaluated with measures like AUC) can have extremely different variances across models
 - In which case the ensemble is really just the most volatile model's prediction...
 - Not much of an ensemble



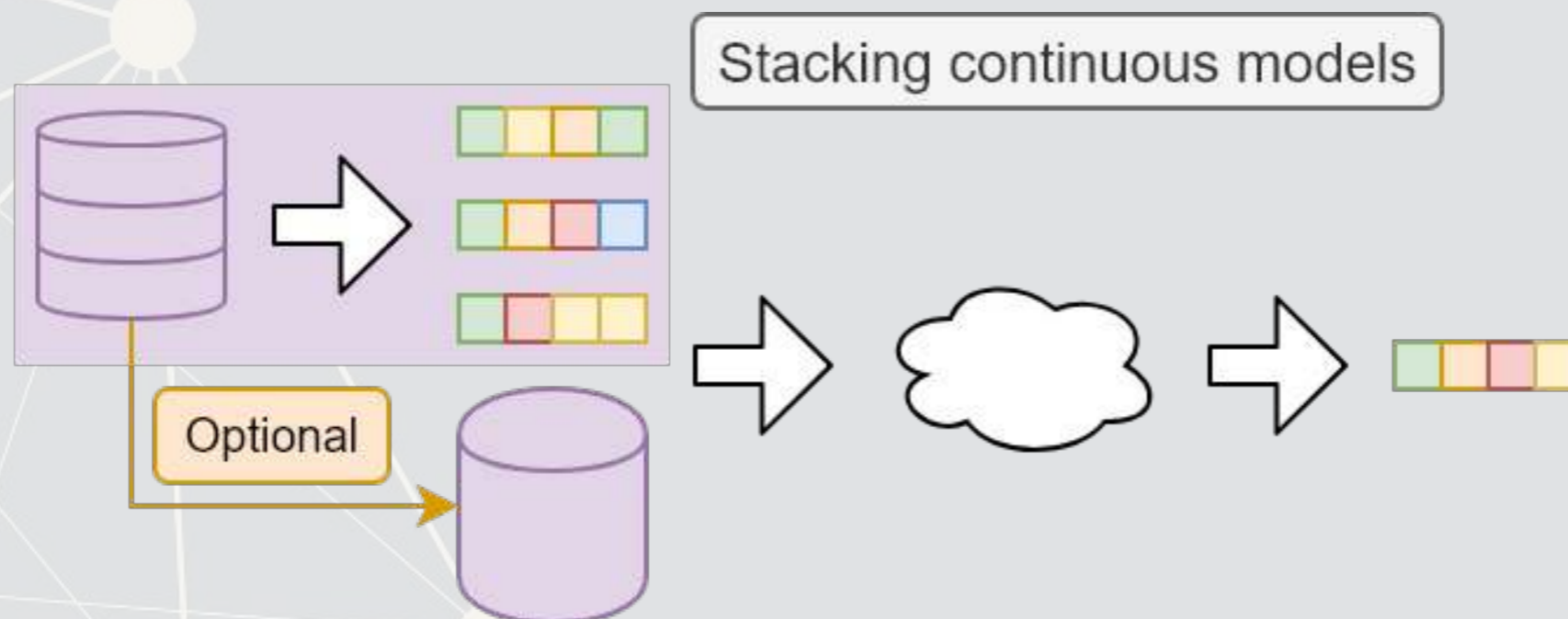
A more complex ensemble (voting model)

- If you have a model that is very good at predicting a binary outcome, ensembling can still help
 - This is particularly true when you have other models that capture different aspects of the problem
- Let the other models vote against the best model, and use their prediction if they are above some threshold of agreement



A lot more complex ensemble

- Stacking models (2 layers)
 1. Train models on subsets of the training data and apply to what it didn't see
 2. Train models across the full training data (like normal)
 3. Train a new model on the predictions from all the other models
- Blending (similar to stacking)
 - Like stacking, but the first layer is only on a small sample of the training data, instead of across all partitions of the training data



Practicalities

- Methods like stacking or blending are much more complex than even a simple averaging or voting based ensemble
- In practice they perform slightly better

Recall the tradeoff between complexity and accuracy!

- As such, we may not prefer the complex ensemble in practice, unless we only care about accuracy

[Geoff Hinton's] Dark Knowledge

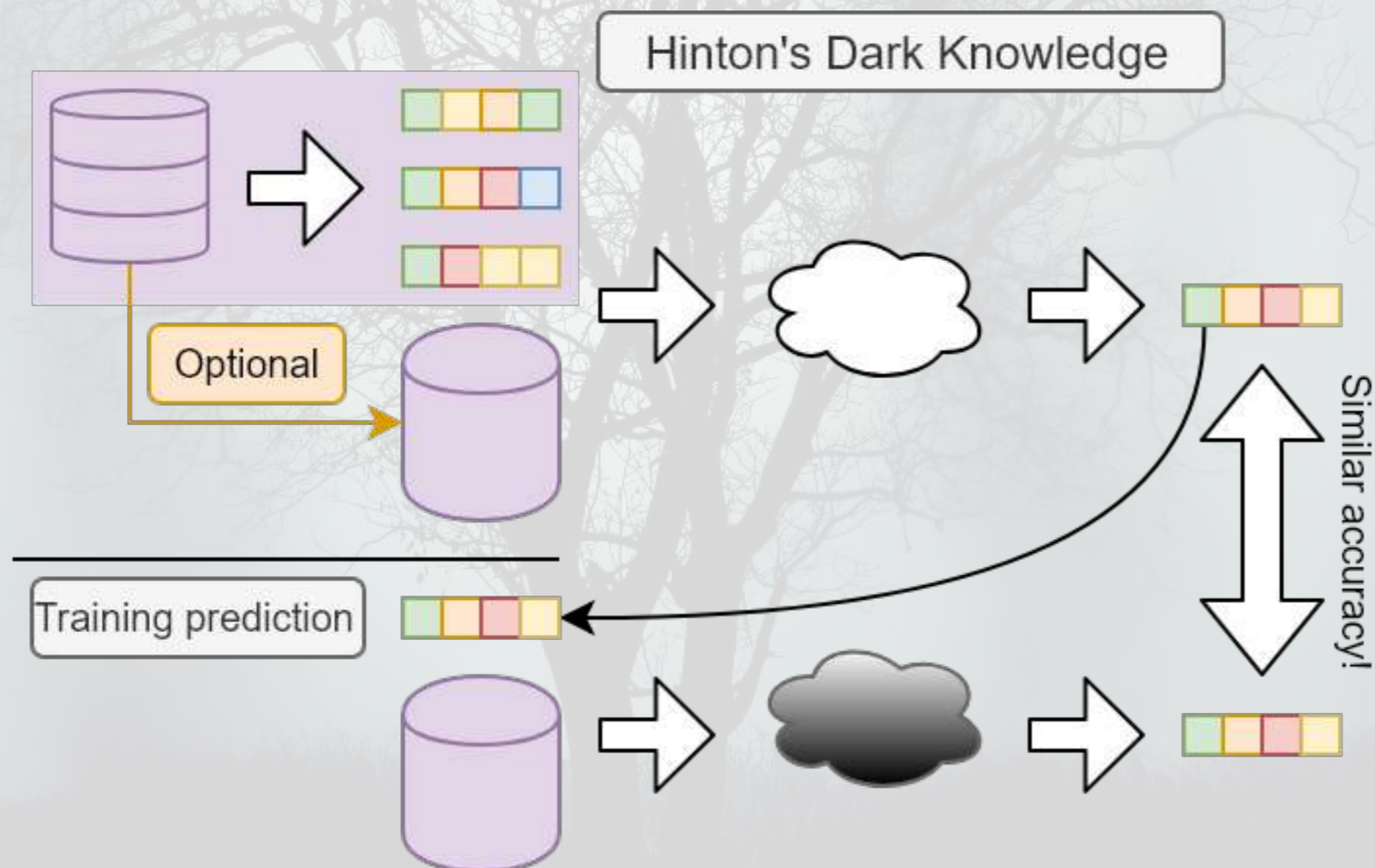
- Complex ensembles work well
- Complex ensembles are exceedingly computationally intensive
 - This is bad for running on small or constrained devices (like phones)

Dark knowledge

- We can (almost) always create a simple model that approximates the complex model
 - Interpret the above literally

Dark Knowledge

- Train the simple model not on the actual DV from the training data, but on the best algorithm's prediction for the training data (after softening)
- Somewhat surprisingly, this new, simple algorithm can work almost as well as the full thing!



Learning more about Ensembling

- [Geoff Hinton's Dark Knowledge slides](#)
 - For more details on *dark knowledge*, applications, and the softening transform
 - His interesting (though highly technical) [Reddit AMA](#)
- [A Kagglers' Guide to Model Stacking in Practice](#)
 - A short guide on stacking with nice visualizations
- [Kaggle Ensembling Guide](#)
 - A comprehensive list of ensembling methods with some code samples and applications discussed
- [Ensemble Learning to Improve Machine Learning Results](#)
 - Nicely covers bagging and boosting (two other techniques)

There are many ways to ensemble, and there is no specific guide as to what is best. It may prove useful in the group project, however.

Ethics: Fairness

In class reading with case

- From Datarobot's Colin Preist:
 - **Four Keys to Avoiding Bias in AI**
 - Short link: rnc.link/420class10
- The four points:
 1. Data can be correlated with features that are illegal to use
 2. Check for features that could lead to ethical or reputational problems
 3. “An AI only knows what it is taught”
 4. Entrenched bias in data can lead to biased algorithms

What other ethical issues might we encounter?

Examples of Reputational damage

- Microsoft: Tay
 - Microsoft's response
- Coca-Cola: Go make it happy
- Google: Google Photos mistakenly labels black people 'gorillas'
- Machine Bias
 - ProPublica's in depth look at racial bias in US courts' risk assessment algorithms (as of May 2016)
 - Note that the number of true positives divided by the number of all positives is **more or less equal across ethnicities**

Prediction Fails Differently for Black Defendants

	WHITE	AFRICAN AMERICAN
Labeled Higher Risk, But Didn't Re-Offend	23.5%	44.9%
Labeled Lower Risk, Yet Did Re-Offend	47.7%	28.0%

Overall, Northpointe's assessment tool correctly predicts recidivism 61 percent of the time. But blacks are almost twice as likely as whites to be labeled a higher risk but not actually re-offend. It makes the opposite mistake among whites: They are much more likely than blacks to be labeled lower risk but go on to commit other crimes. (Source: ProPublica analysis of data from Broward County, Fla.)

But what about...

Commonsense knowledge

Logical reasoning

Linguistic phenomena

Intuitive physics

...

MACHINE LEARNING DOESN'T CARE



Fairness is complex!

- There are many different (and disparate) definitions of fairness
 - Arvind Narayanan's [Tutorial: 21 fairness definitions and their politics](#)
- For instance, in the court system example:
 - If an algorithm has the same accuracy across groups, but rates are different across groups, then true positive and false positive rates must be different!

Fairness requires considering different perspectives and identifying which perspectives are most important from an ethical perspective

How could the previous examples be avoided?

- Filtering data used for learning the algorithms
 - Microsoft Tay should have been more careful about the language used in retraining the algorithm over time
 - Particularly given that the AI was trained on public information on Twitter, where coordination against it would be simple
- Filtering output of the algorithms
 - Coca Cola could check the text for content that is likely racist, classist, sexist, etc.
- Google may have been able to avoid this using training dataset that was sensitive to potential problems
 - For instance, using a *balanced* data set across races
 - As an intermediary measure, they removed searching for gorillas and its associated label from the app

Examining ethics for algorithms

1. Understanding the problem and its impact
 - Think about the effects the algorithm will have!
 - Will it drastically affect lives? If yes, exercise more care!
 - Think about what you might expect to go wrong
 - What biases might you expect?
 - What biases might be in the data?
 - What biases do people doing the same task exhibit?
2. Manual inspection
 - Check association between model outputs and known problematic indicators
 - Test the algorithm before putting it into production
3. Methods like [SHAP](#) to explain models
4. Use purpose-built tools
 - [Facebook's Fairness Flow](#)
 - [Accenture's Fairness Tool](#)
 - [Microsoft's unnamed fairness tool](#)

Areas where ethics is particularly important

- Anything that impacts people's livelihoods
 - Legal systems
 - Healthcare systems
 - Including insurance systems
 - Hiring and HR systems
 - Finance systems like credit scoring
 - Education
- Anything where failure is catastrophic
 - Voting systems
 - Engineering systems
 - Transportation systems
 - Such as the [Joo Koon MRT Collision in 2017](#)
 - [Self driving cars \(Results summary\)](#)

A good article of examples of the above: [Algorithms are great and all, but they can also ruin lives](#)

Research on fairness

- Excerpt below from Universal Sentence Encoder

Target words	Attrib. words	Ref	GloVe		Uni. Enc. (DAN)	
			d	p	d	p
Eur.-American vs Afr.-American names	Pleasant vs. Unpleasant 1	<i>a</i>	1.41	10^{-8}	0.361	0.035
Eur.-American vs. Afr.-American names	Pleasant vs. Unpleasant from (a)	<i>b</i>	1.50	10^{-4}	-0.372	0.87
Eur.-American vs. Afr.-American names	Pleasant vs. Unpleasant from (c)	<i>b</i>	1.28	10^{-3}	0.721	0.015
Male vs. female names	Career vs family	<i>c</i>	1.81	10^{-3}	0.0248	0.48
Math vs. arts	Male vs. female terms	<i>c</i>	1.06	0.018	0.588	0.12
Science vs. arts	Male vs female terms	<i>d</i>	1.24	10^{-2}	0.236	0.32
Mental vs. physical disease	Temporary vs permanent	<i>e</i>	1.38	10^{-2}	1.60	0.0027
Young vs old peoples names	Pleasant vs unpleasant	<i>c</i>	1.21	10^{-2}	1.01	0.022
Flowers vs. insects	Pleasant vs. Unpleasant	<i>a</i>	1.50	10^{-7}	1.38	10^{-7}
Instruments vs. Weapons	Pleasant vs Unpleasant	<i>a</i>	1.53	10^{-7}	1.44	10^{-7}

Table 4: Word Embedding Association Tests (WEAT) for GloVe and the Universal Encoder. Effect size is reported as Cohen's d over the mean cosine similarity scores across grouped attribute words. Statistical significance is reported for 1 tailed p-scores. The letters in the *Ref* column indicates the source of the IAT word lists: (a) Greenwald et al. (1998) (b) Bertrand and Mullainathan (2004) (c) Nosek et al. (2002a) (d) Nosek et al. (2002b) (e) Monteith and Pettit (2011).

Compares a variety of unintended associations (top) and intended associations (bottom) across Global Vectors (GloVe) and USE

Ethical implications: Case

- In Chicago, IL, USA, they are using a system to rank arrested individuals, and they use that rank for *proactive* policing
- Read about the system here: rnc.link/420class10-2

What risks does such a system pose?

How would you feel if a similar system was implemented in Singapore?

Other references

- Kate Crawford's NIPS 2017 Keynote: "The Trouble with Bias" (video)
- List of fairness research papers from [developers.google.com](https://developers.google.com/ai-fairness/)

Ethics: Data security

A motivating example

[Withheld from all public copies]

Anonymized data

- Generally we anonymize data because, while the data itself is broadly useful, providing full information could harm others or oneself
- Examples:
 - Studying criminal behavior use can create a list of people with potentially uncaught criminal offenses
 - If one retains a list of identities, then there is an ethical dilemma:
 - Protect study participants by withholding the list
 - Provide the list to the government
 - This harms future knowledge generation by sowing distrust
 - Solution: Anonymous by design
 - Website or app user behavior data
 - E.g.: FiveThirtyEight's [Uber rides dataset](#)

What could go wrong if the Uber data wasn't anonymized?

Anonymization is tricky

Both Allman & Paxson, and Partridge warn against relying on the anonymisation of data since *deanonymisation techniques are often surprisingly powerful*. Robust anonymisation of data is difficult, particularly when it has high dimensionality, as the anonymisation is likely to lead to an unacceptable level of data loss [3]. – [TPHCB 2017](#)

- There are natural limits to anonymization, particularly when there is a limited amount of potential participants in the data
 - Example: Web browser tracking at [Panoptlick](#)

Responsibilities generating data

- Keep users as unidentifiable as feasible
- If you need to record people's private information, **make sure they know**
 - This is called *informed consent*
- If you are recording sensitive information, consider not keeping identities at all
 - Create a new, unique identifier (if needed)
 - Maintain as little identifying information as necessary
 - Consider using encryption if sensitive data is retained
 - Can unintentionally lead to infringements of *human rights* if the data is used in unintended ways

Informed consent

- When working with data about *people*, they should be informed of this and consent to the research, unless the data is publicly available
- From SMU's IRB Handbook: (2017 SEP 18 version)
- "*Informed consent*: Respect for persons requires that participants, to the degree that they are capable, be given the opportunity to make their own judgments and choices. When researchers seek participants' participation in research studies, they provide them the opportunity to make their own decisions to participate or not by ensuring that the following adequate standards for informed consent are satisfied:
 - *Information*: Participants are given sufficient information about the research study, e.g., research purpose, study procedures, risks, benefits, confidentiality of participants' data.
 - *Comprehension*: The manner and context in which information is conveyed allows sufficient comprehension. The information is organized for easy reading and the language is easily comprehended by the participants.
 - *Voluntariness*: The manner in which researchers seek informed consent from the participants to participate in the research study must be free from any undue influence or coercion. Under such circumstances, participants are aware that they are not obliged to participate in the research study and their participation is on a voluntary basis."

Also, note the existence of the [PDPA law](#) in Singapore

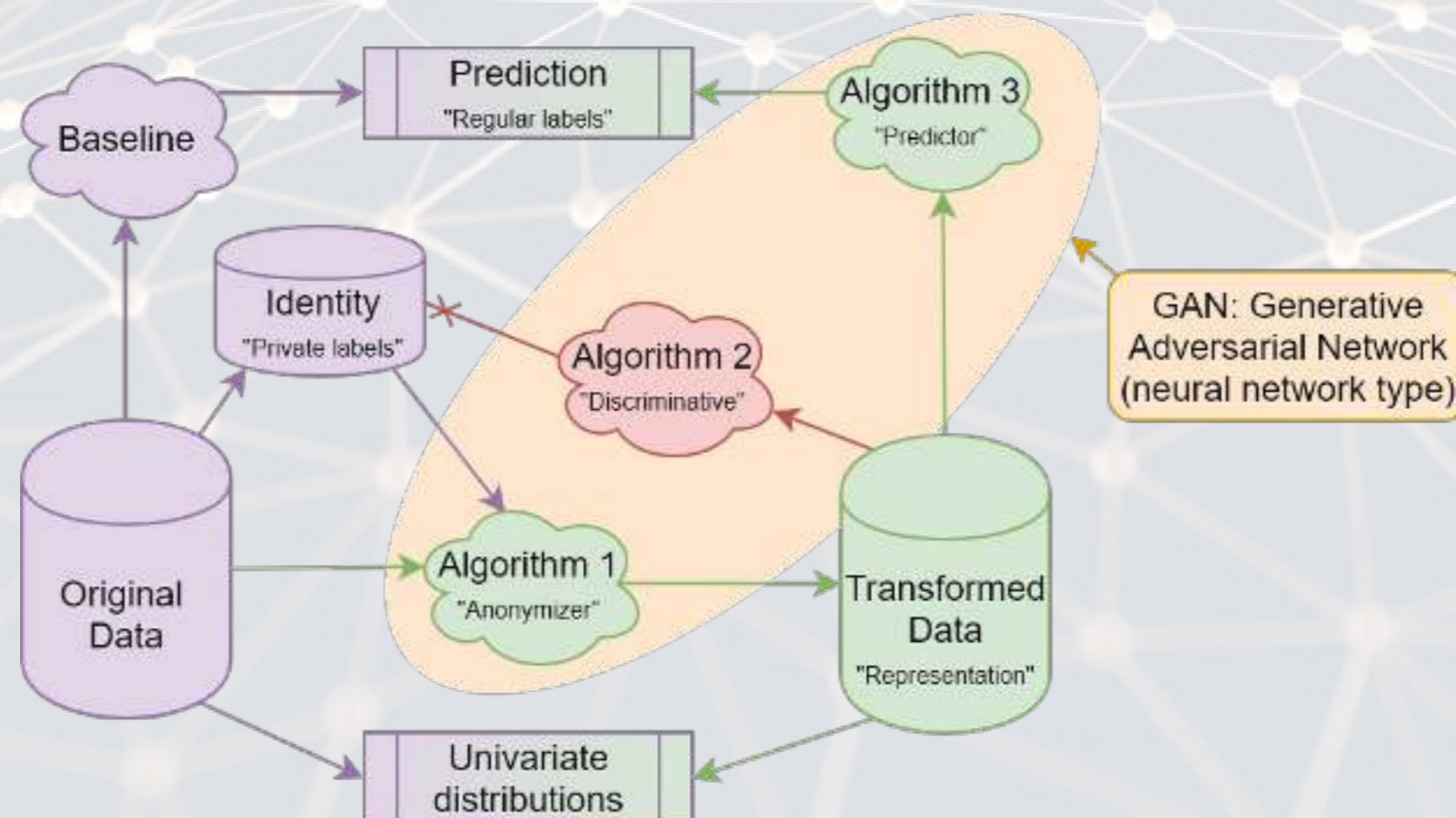
Human rights

- Recall the drug users example
 - If data was collected without their consent, and if it was not anonymized perfectly, then this could lead to leaking of drug user's information to others

What risks does this pose? Consider contexts outside Singapore as well.

A novel approach using a GAN

- Source: [Learning Anonymized Representations with Adversarial Neural Networks](#)
- On handwriting classification, cases that can be deanonymized drop from 40% to 3.3%
 - Accuracy drops from ~98% down to 95%, a much smaller drop



How the GAN works

- There are 2 general components to a GAN:
 1. A *generative* network: It's goal is to generate *something* from some data
 - In this case, it generates a dataset with good predictability for the “predictor” network **AND** bad predictability for the “adversarial” network
 2. A *discriminative*: It's goal is to thwart the generative network
 - In this case, it tries to determine the “private labels”

By iterating repeatedly, the generative network can find a strategy that can generally circumvent the discriminative network

- Related work in biology: [Privacy-preserving generative deep neural networks support clinical data sharing](#) (also GAN based)

Responsibilities using data

“The collection, or use, of a dataset of illicit origin to support research can be advantageous. For example, legitimate access to data may not be possible, or the reuse of data of illicit origin is likely to require fewer resources than collecting data again from scratch. In addition, the sharing and reuse of existing datasets aids reproducibility, an important scientific goal. The disadvantage is that ethical and legal questions may arise as a result of the use of such data” ([source](#))

Responsibilities using data

- Respect for persons
 - Individuals should be treated as *autonomous agents*
 - People **are** people
 - Those without autonomy should be protected
- Beneficence
 1. Do not harm (ideally)
 2. Maximize possible benefits and minimize possible harms
 - This can be a natural source of conflict
- Justice
 - Benefits and risks should flow to the same groups – don't use unwilling or disadvantaged groups who won't receive any benefit
 - [Extreme] example: [Tuskegee Syphilis study](#)

For experiments, see [The Belmont Report](#); for electronic data, see [The Menlo Report](#)

End matter



Recap

Today, we:

- Learned about combining models to create an even better model
 - And the limits to this as pointed out by Geoff Hinton
- Discussed the potential ethical issues surrounding:
 - AI algorithms
 - Data creation
 - Data usage

For next week

- For next week:
 - We will talk about neural networks and vector methods (which are generally neural network based)
 - These are important tools underpinning a lot of recent advancements
 - We will take a look at some of the advancements, and the tools that underpin them
 - If you would like to be well prepared, there is [a nice introductory article at here](#) (8 parts though)
 - Part 1 is good enough for next week, but part 2 is also useful
 - For those very interested in machine learning, parts 3 through 8 are also great, but more technical and targeted at specific applications like facial recognition and machine translation
 - Keep working on the group project

Fun machine learning examples

- Interactive:
 - [Semantis](#)
 - A game based on the Universal Sentence Encoder
 - [Draw together with a neural network](#)
 - click the images to try it out yourself!
 - [Google's Quickdraw](#)
 - [Google's Teachable Machine](#)
 - [Four experiments in handwriting with a neural network](#)
- Non-interactive
 - [Predicting e-sports winners with Machine Learning](#)

For more reading, see the **gifts** on eLearn

Packages used for these slides

- `kableExtra`
- `knitr`
- `leaflet`
- `tidyr`
- `tidyverse`
 - `dplyr`, `magrittr`, `readr`